

CAL-ROYAL

P R O D U C T S, I N C.

"M" SERIES

*Extra Heavy Duty Mortise Locks
Grade 1*



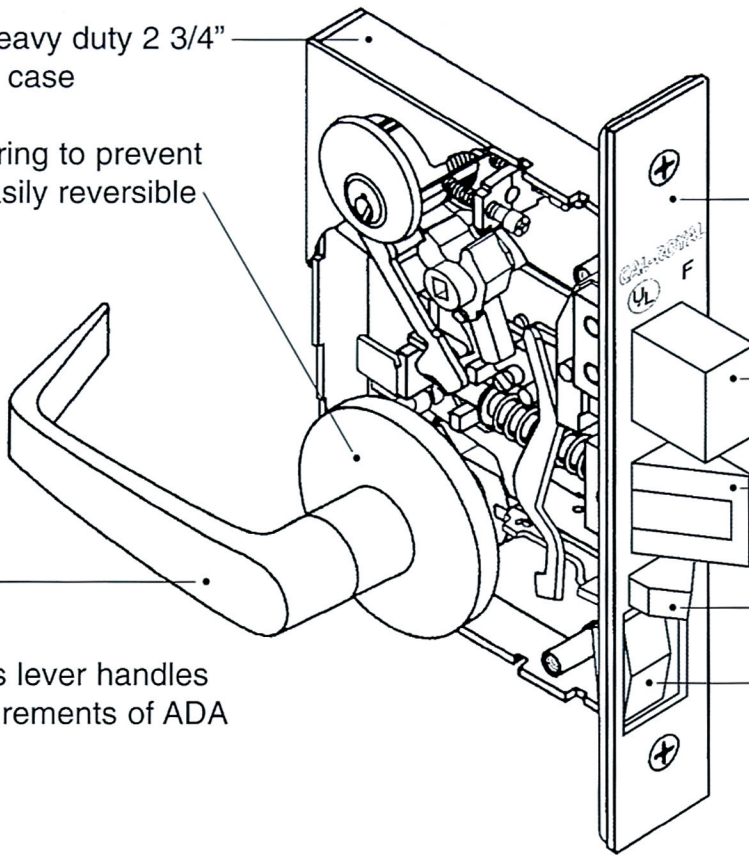


LISTED, UL10C, UBC 7-2-1997

Rust-proof heavy duty 2 3/4" Backset lock case

Individual spring to prevent lever sag, easily reversible

Forged brass lever handles exceed requirements of ADA



Armored front plate conceals lock mounting screws

1" Throw Heavy Duty Deadbolt with Anti-Saw Hardened Pins

Heavy Duty 3/4" latchbolt with anti-friction latch, easily reversible

Auxiliary latchbolt

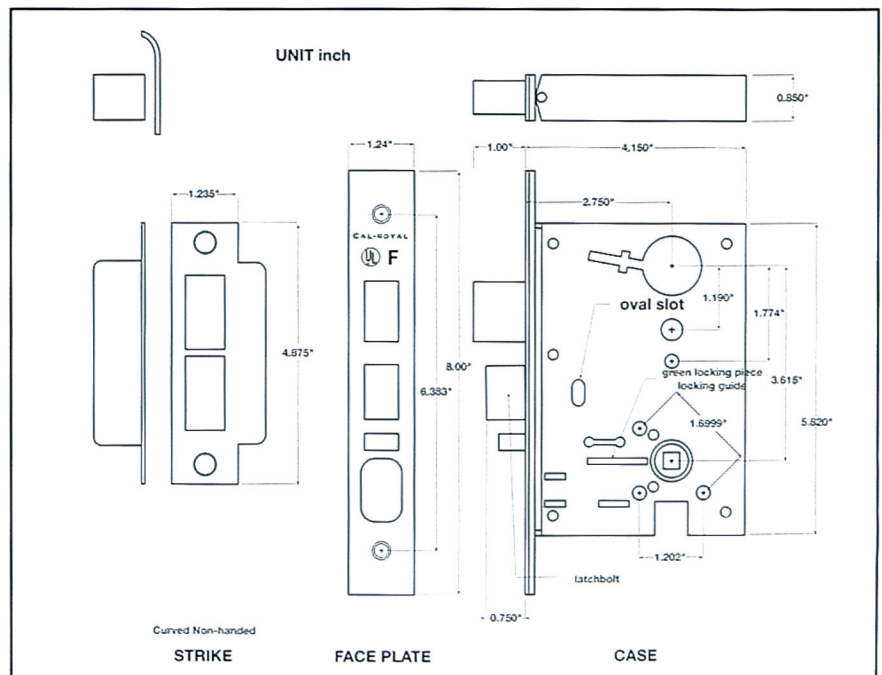
Heavy duty stopworks

100% internal parts quality inspection provides security, reliability and durability

FEATURES & SPECIFICATIONS








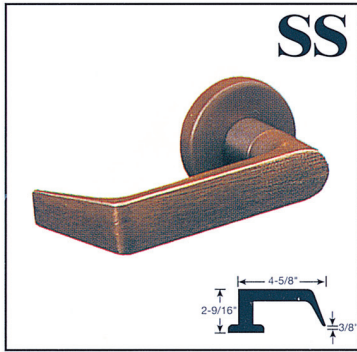
- For Doors _____ 1 3/4" thick.
- Backset _____ 2 3/4".
- Lockcase _____ Heavy gauge zinc chromate steel.
- Front _____ Heavy gauge steel 8" x 1 1/4" x 3/32".
Accommodates flat doors & doors beveled 1/8" in 2".
- Armored Front _____ Wrought brass attached by machine screws to lockcase front.
- Deadbolt _____ 1" throw, brass, chrome plated with hardened steel rollers.
- Latchbolt _____ Brass, chrome plated with heavy-duty deadbolt.
- Guardbolt _____ Extruded brass, chrome plated.
- Stopworks _____ Rocker type, brass, chrome plated.
- Strike _____ Brass, non-handed curved strike 4 7/8" x 1 1/4". Handed curved-up strike available upon request.
- Hand _____ Handed. Easily reversible in field.
- Trim _____ As specified.
- Cylinder _____ As specified.
- Keyway _____ As specified.
- Finishes _____ As specified.
- UL listings _____ U.L. Listed "A" Label (3 hour), for use on fire doors; single or pairs.
- ANSI _____ Lock body conforms to Federal Specification Type 86; and to all dimensional and operational performances of ANSI A156.13-1 80, Series 1000 GRADE 1.

- Available with interchangeable core.
- Electrified locks available upon request.



TRIMS & FINISHES

M SERIES

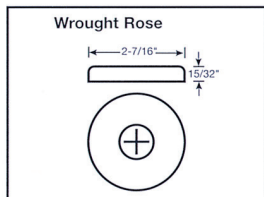


How To Order

Function	See Function Chart On The Back			
Trim	See Trim Designs			
Finish	See Listing At Right			
Hand	RH	LH	RHR	LHR


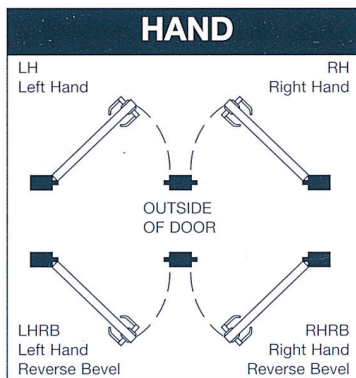
M8050-SS-626-RH

1. Office function
2. S Trim Sectional
3. Satin Chrome
4. Right Handed
5. Keyways-Schlage C (Standard).
Otherwise Specify.


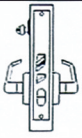
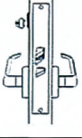
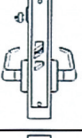
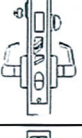

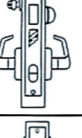


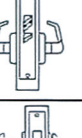
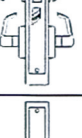
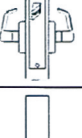



ITEM	MATERIAL
Rose	Wrought Brass
Levers	Forged Brass
Escutcheons	Forged Brass

FINISHES		
Symbol	BHMA	Description
US3	605	Polished Brass
US4	606	Satin Brass
US10B	613	Oil Rubbed Bronze
US26	625	Polished Chrome
US26D	626	Satin Chrome
US10	612	Satin Bronze



** Keyways available: SCHLAGE C (standard), SCHLAGE C-K, RUSSWIN D1, CORBIN 60, SARGENT LA, FALCON/WEISER E, ARROW, YALE 8.
 Mortise Locks will accept compatible 6 or 7 pin cores with Best, Falcon, Arrow. Prefix "IC" Before Part Number.

Outside	Inside	Series/ Function	Type	ANSI No.	Function Description 
		M8050	Office	F04	Latchbolt operated by lever from either side except when outside lever is made inoperative by push button rocker. When outside lever is locked, latchbolt may be retracted by key from outside or by rotating inside lever. *** Auxiliary deadbolt latch.
		M8070	Classroom	F05	Latchbolt operated by lever from either side except when outside lever is locked from outside by key. When outside lever is locked, latchbolt may be retracted by inside lever, or outside lever, when cylinder is unlocked by key. *** Auxiliary deadbolt latch.
		M8080	Storeroom	F07	Latchbolt operated by key from outside or by rotating inside lever. Outside lever is always inoperative. *** Auxiliary deadbolt latch.
		M8453	Entrance	F20	Latchbolt operated by lever from either side except when outside lever is made inoperative by push button rocker. Deadbolt projected by key from outside and by thumbturn from inside. Deadbolt retracted by key from outside. Both bolts retracted by inside lever (simultaneous retraction). *** Auxiliary deadbolt latch.
		M8456	Corridor/ Exit	F13	Latchbolt operated by lever from either side. Deadbolt projected by key from outside and thumbturn from inside. Rotating inside lever retracts both bolts (simultaneous retraction). Extended deadbolt automatically deadlocks latchbolt.
		M8473	Dormitory/ Bedroom	F21	Latchbolt retracted by knob or lever from either side. Deadbolt extended or retracted by key outside or thumbturn inside.
		M8060	Apartment Entrance/ Vestibule	F09	Latchbolt operated by lever from either side except when outside lever is locked by inside key. Outside key or inside lever will retract latch when locked. *** Auxiliary deadbolt latch.
		M8466	Store/ Utility	F14	Latchbolt operated by lever from either side. Deadbolt by key on either side.
		M8465	Closet/ Storeroom		Latchbolt retracted by knob/lever from either side. Deadbolt extended or retracted by key outside.
		M8040	Privacy	F02 F19 F22	Latchbolt operated by lever from either side except when turnpiece projects deadbolt and locks outside lever. Unlocked by turning inside lever or by using emergency key which retracts the deadbolt.
		M8010	Passage	F01	Latchbolt operated by lever from either side at all times.
		M8170	Dummy		Lever on one side fixed by lever return spring bracket.

*** Unlisted Functions Available Upon Request.